



This Issue

- Velda Newman "Texture and Form" 2 day WorkshopThurs. – Fri., August 16-17th
- Velda Newman –"A Painter's Approach to Quilt Design"Saturday, August 18th
- Jean Impey "Spider Web" WorkshopSaturday, September 15th
- WQ Officer & Chairman Reports
- Call for Entries
- Neighborly Guild Calendar

General Meeting
 Saturday, August 18, 2018
 St. Johns Presbyterian Church - Fellowship Hall
 11000 National Blvd. L.A 90064
Velda Newman
"A Painter's Approach to Quilt Design"
 Inspiration and Evolution.



Up Coming Workshops & More



- We will also be taking reservations for our special two day workshop with art quilt icon **Velda Newman August 16 and 17**. Velda is an internationally recognized contemporary quilt artist, author and lecturer from Northern California. Known for her large scale, mostly organic designs, Velda creates original quilts of exceptional beauty and craftsmanship. For the past 18 years Velda’s work has appeared in many national and international exhibitions and has been featured in over 30 publications. We are thrilled to have her visit Westside Quilters for her workshop and a lecture presentation at our Saturday, August 18 Quarterly Meeting.
- At our **August 18** Saturday Meeting **Velda Newman** will present "**A Painter's Approach to Quilt Design**". This lecture is about inspiration and evolution.
- On Saturday, **September 15th** popular Southern California teacher **Jean Impey** returns to WQ to give us her "**Spider Web Quilts**" Workshop. Workshop registration opens July 12th.



PRESIDENT'S MESSAGE

Looking forward to my favorite time of the year.

The days are long, the weather is mild, the food is lighter and easier to prepare. We can read the book that we never seem to have enough time to read. But life still has its "ups and downs." I had to cancel a trip that had been planned for a year. Lots of disappointment, and every other emotion you can think of came pouring out. My husband had health problems and I needed to be home.

I was at a loss to try to figure out what to do for the two weeks I planned on being away. I took the advice I so often have given to others, "go make something" I went into my sewing room, found a free Tote Bag Pattern online, went to my fabric stash and pulled some light summer looking fabrics and an old vintage table cloth ...and was on my way. As I looked for fabrics, my mind became clear and my only concern was would this fabric work. I followed the pattern, cut, sewed and trimmed until I had the front and the back constructed. The next afternoon I had a wonderful tote done and had my creative juices flowing again. I was a little further away from the disappointment of missing a special trip. I know many of you could tell a similar story, and are also grateful for the creative drive within.



Roberta Walley
President





Westside Quilters presents a special 2 day workshop with internationally known quilt artist and teacher

Velda Newman

www.VeldaNewman.com

“Texture and Form”

2 Days, Thursday and Friday, August 16-17, 2018

9:30 am- 3:30 pm each day

St. Alban’s Episcopal Church Parish Hall


530 Hilgard, Los Angeles, CA 90024

Workshop Fee: \$135.00 (\$125.00 for early registration by July 16)
Fee for non-members \$150. Materials fee \$30.00 (includes design sheet, and shared paint, inks and pencils) due on day of workshop.

Nature is an endless source of beauty and inspiration. With this in mind, learn how to get rid of "flat" appliqué. Working on a version of Velda’s “Baskets” design, students will learn to create texture and form using machine techniques. She will also go beyond machine techniques and introduce the use of alternative mediums such and paint, ink and colored pencil. Learn the pros and cons of lots of different mediums and their practical (and not so practical!) application.

The **Supply List** is posted on the WQ website Calendar Page at <http://www.westsidequilterslosangeles.org/Calendar.html>

Velda will also be joining us for a lecture presentation and trunk show at our quarterly meeting on Saturday, August 18, 2018. Her lecture "A Painter's Approach to Quilt Design" is about inspiration and evolution. Through slides she shows how she started, how she works now and she shares a little bit about what she’s learned and the obstacles she’s encountered through- out her 20+ journey.



About Velda:

Velda Newman is an internationally recognized contemporary quilt artist, author and lecturer from Northern California. Known for her large scale, mostly organic designs, Velda creates original quilts of exceptional beauty and craftsmanship. For the past 18 years Velda's work has appeared in many national and international exhibitions and has been featured in over 30 publications, including *Quilter's Newsletter* and *Threads* magazine. She is the author of *A Workshop With Velda Newman*, C&T Publishing.

Velda lives in Northern California and is the mother of 4 and the grandmother of 12.

Want to sign up? Email to programs@westsidequilterslosangeles.org



WESTSIDE QUILTERS



Velda Newman Workshop

Thursday and Friday, August 16 & 17, 2018
(2 day technique class).

"Texture and Form".

Class Description:

Nature is an endless source of inspiration and beauty. With this in mind, learn how to get rid of the "Flat" look and turn your fabric into something interesting! Students will create texture by learning simple machine techniques which can be used for clothing.

The samples you create the first day, will be used as a basis for learning how to paint on fabric using acrylics and how to add depth and dimension using inks and pencils.

Book reference: A Workshop with Velda Newman. Order from C&T Publishing or Amazon.com.

STUDENT SUPPLY LIST.

ALL FABRICS FOR THIS CLASS NEED TO BE HAND DYED COTTONS or SOLIDS. One yard of cheese cloth (found in grocery stores in package).

Two foot square piece of thin cotton batting.

One half yard, dark brown fabric.

Two yards pale yellow fabric.

One yard of white fabric.

One half yard of medium yellow fabric, think lemons.

One half yard (it will shrink) cotton duck or light weight canvas, natural color or muslin.

Three bobbins filled with neutral thread.

Spools of thread to match above fabrics.

You will need two paint brushes for the acrylic paint. I suggest a 1 inch "Flat" brush and a half inch "Flat" brush.

Fabric marker: brown, fine tip.

WHITE or CLEAR plastic drop cloth.

2-3 WHITE plastic or foam plates.

Purple disappearing pen (air).

ROLL of paper towels and an apron.

Spray bottle.

Fourteen inch hoop for painting techniques: (cost about \$4.00 in craft stores).

Basic sewing supplies.

Sewing machine; bring regular foot and a closed, free motion (quilting) foot.

Hair dryer (share with friends).

Two containers for water.

\$30.00 lab fee (includes design sheet, paint, inks and pencils which we will all share).

Westside Quilters presents a workshop with quilt artist and teacher



Jean Impey

<https://sewjean.com>

“Spider Web”

Saturday, September 15, 2018

9:30am – 3:30 pm

St. John's Presbyterian Church Fellowship- Hall,

11000 National Blvd.

Los Angeles, CA 90064.

Workshop Fee: \$75.00 (\$70.00 for early registration by August 15th). Non-Member Fee \$90.00

At a Saturday workshop popular Southern California teacher Jean Impey returns to WQ to give us her "Spider Web Quilts" Workshop. The Spider Web design is an old quilt block sometimes called a String Quilt. Jean has fallen in love with this design and continues to make it again and again, each time making it a bit differently. In this class, anything goes and everyone is successful. It's a bit of old-style quilting, mixing it up with the fascinating use of color and design and making it your own. We will start sewing almost immediately and Jean will teach techniques for accuracy and speed. Weave strips of fabric into a new quilt full of surprises. You will lose yourself into the rhythm of stitches and repetition while making a work of art. Make a quilt, make a pillow... it's all fun and colorful!

Bring your favorite fabrics and scraps whether it's contemporary, modern, traditional, hand dyes, tonal, batiks, or thimbleberries – it looks best when you throw in everything....” My first Spider Web has over 280 different fabrics – not including the crazy pieced kites. It was so exciting that I have made more than a dozen more.”

In this one-day class, you will have enough time to make a pillow and then if you love the process, you can continue on and make the whole quilt. Its fun, it's creative, and you'll learn techniques that you will continue to use on other quilts you make. There is a \$12.00 Kit Fee which includes your own Plexiglass Kite-Shaped Template.



About Jean:

“Art has been an integral part of my life since I was a child. I remember always being intrigued and absorbed with making things.

My mother encouraged my exploration of all things creative and my life-long creative journey took off including painting, sewing, photography, ceramics, embroidery, gardening just to name a few.

My style, my passion, my energy is boundless... I love discovering, I love looking, I love seeing, I love the way others see, and I love doing!

I don't worry about doing it wrong.... There is no such thing in the creative process. I like how Albert Einstein said, “The easiest way to be creative: try something different, even if you don't think it will work.”

I look forward to sharing my story, work and passion with you.”

Want to sign up? Email to programs@westsidequilterslosangeles.org or call Brenda Gottfried or Pat Karasick



Jean Impey

<https://sewjean.com>

Supply List

- Sewing Machine and Basic Supplies
It's always best to test your machine before class. Bring your favorite 1/4" foot for piecing and your FMQ/Darning foot. Basic Sewing tools include the items you like to have when sewing... a seam ripper? LOL, stiletto, marking tools, pencils, spare bobbins, scissors, rulers, pins, spare sewing machine needles (70 sharps are my favorite) - bring anything portable that makes you happy.
- IF YOU WANT TO MAKE A PILLOW:
Bring a Zipper Foot for your Machine, for your pillow back - 22" of selvage to selvage fabric (do not cut off the selvage) and a 20" pillow form (IKEA sells these for \$6.99)
- FABRICS
KITE SHAPES - Scraps of fabric (any size – all 100% cotton), in many different colors and patterns (for kite shaped crazy pieced parts) A charm pack works great for these crazy pieced kite shapes and provides some overall continuity
STRIPS - If you are making a traditional 7-ring spider web, you will need 1-1/2" strips... If you are making a 5-ring traditional spider web, you will need 2" strips. If you are making a "liberated" spider web, bring scraps. If you don't know, just bring fabric and we can make that decision together.
- 50W Cotton Thread - *Neutral colored cotton thread for piecing*
- Muslin
We use muslin for your foundation. You will need four 11" x 11" squares, to start with for this class. If you are making something other than a pillow, you may want to contact me and talk about what size muslin squares you would want to start with.
- June Tailor's Shape Cut JT-796
This is a must for squaring up your blocks. After this class, you will use it to square up everything.
- June Tailor's Grid Marker (JT-717)
I highly recommend this tool for marking your muslin
- OPTIONAL: 20 x 30" foam core board
We use it for a portable design wall. When space is limited, it gives you a place to work with your designs; it doesn't have to be new or fancy.
- OPTIONAL: A special "dead blow" hammer made of resilient plastic used to flatten seams and joints in quilting
A dead blow hammer is a specialized mallet helpful in minimizing damage to the struck surface and in controlling striking force with minimal rebound from the struck surface. The minimal rebound is helpful in avoiding accidental damage to precision work, especially in tight locations. Its material is used and does not damage fabric.
- Neon Orange Dead Blow Hammer
- Seams Perfect's "Wacker"



PHILANTHROPY

Hello, WQ Members,

Well the lazy days of summer are upon us but I hope not so lazy that we're not quilting. We continue to make progress towards collecting quilts for Upward Bound and A Child's Dream. We hope to see many more at our August meeting.

I will bring for show and tell the three receiving blankets I completed with my skip blade tool that I demonstrated at our last month's meeting. Thank you to all who showed interest in using the tool.

I hope many of you found my sample hat patterns useful. Making a hat for a child is very quick. I know A Child's Dream would love to receive as many as possible. Sshh, don't tell anyone but I've made about 3 dozen hats so far.

We continue to collect strip blocks, quilts for Dollies Make a Difference and Wounded Warrior.

Save the date: Saturday, November 10 will be Philanthropy Day. Since it turned out to be popular last year, we will once again put all our strip blocks together into quilts.

Delivery of all items will be in early December so everyone has plenty of time to knit/crochet a hat, make more strip blocks, or a quilt or two.

Again, thank you all for your ongoing generosity and hard work.

I would also like to thank Karynn Dittmar for take 3 large quilts off my hand by quilting them on a long-arm. Thanks, Karynn!!

Perla Rothenberg, Lisa Drew, Virginia Marshall
Philanthropy Co-Chairs

Leadership.....

Good morning, friends and fellow quilter,

I read every day, usually much longer than I intended, and often at the expense of my duties which are left waiting. Like good manners though, it is time not wasted. This was gleaned from recent readings.

Walk with the dreamers, the believers, the courageous, the cheerful, the planners, the doers, the successful people with their heads in the clouds and their feet on the ground. Let their spirit ignite a fire within you to leave this world better than you found it....

Wilferd Peterson

And, as when Tolstoy was asked for three pieces of advice he replied, "Be kind, be kind, be kind."

Sonja Daniel
Vice President



Happy July 4th



Gina Maslow	July 8
Sharon Kelm	July 11
Barbara Weigold	July 11
Clarice Evans	July 21
Susanne Cole	July 26
Judith McCormack	July 27
Sandra Abramowitz	July 28
Marianne Simpson	July 29



WORKSHOP REGISTRATION

First, please email your intent to attend a workshop to: Programs@WestsideQuiltersLosAngeles.org at the **WQ** website, choose *Calendar* and scroll down to individual workshops. See the link to the Workshop Registration Form (which you can fill in on-line and then print) and the supply list. **See the workshop no-refund policy (substitutions allowed) shown on the Workshop Registration Form.**

WQ will hold your space at the workshop for 14 days to allow time to mail Registration Form and payment to the WQ post office box. For last-minute registrations, contact the Program Chair ASAP. **Credit cards/debit cards now accepted.** Non-members pay a \$15.00 surcharge. Supply lists for all classes can be found on the Calendar page at www.WestsideQuiltersLosAngeles.org. The class sessions are from 9:30am to 3:30pm.



MEMBERSHIP

Membership is up to over 50 so far. So, if you haven't yet renewed please fill out the membership form attached to your newsletter and send it in so you will be able to continue to receive your monthly newsletter and find out what exciting things are in store for you. We are hoping to continue to make this another exciting and interesting year with all of our wonderful speakers and workshops. Beside our instructor workshops we will be having another Philanthropy workshop and we seem to be able to get so much accomplished working together. If you can't print your form or need more information please contact me either through our website or my email luannjaffe42@gmail.com

Hope to be receiving all of your renewals very soon so we can keep you on our roster.

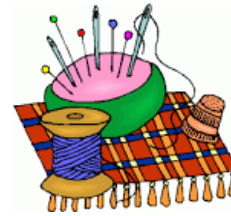
Luann Jaffe
Membership

See membership form on page 10



TREASURER

Karynn Dittmar, Treasurer



OPENING BALANCE AS OF 6/1/18		9830.61
INCOME		
Membership Dues / Donations	650.00	
Workshop Fees	475.00	
Bank Adjustment	0.01	
Guest Fees	0.00	
Fabric Sale Fundraiser	0.00	
Amazon	0.00	
TOTAL INCOME		1125.01
EXPENSES		
Workshop Expense	1439.99	
General Meeting Expense	400.00	
Charitable Contributions	0.00	
SCCQG Insurance	0.00	
Website	220.25	
PO Box Rental	0.00	
Philanthropy / Ed. Expense	200.00	
Printing / Promotion / Admin.	0.00	
Square Up Fees	3.44	
Government Fees	20.00	
TOTAL EXPENSE		2283.68
NET INCOME		-1158.67
CLOSING BALANCE as of 6/26/18		8671.94

WEBSITE:

"The WQ website at www.WestsideQuiltersLosAngeles.org has just been updated with photos of our recent workshop with Lisa Walton and photos of the Quilters Showcase from our Saturday, May 12 meeting. So many wonderful quilts!

Also just a reminder to sign up on the Show and Tell sheet at the Treasurer/Philanthropy table so that your quilt can be included in the meeting minutes and your Website Manager can match quilt photos with maker and title.

Sally Wright
Website Manager"



Stay Cool



WESTSIDE QUILTERS

Membership Form June 1, 2018 to May 31, 2019

PLEASE WRITE CLEARLY and MAKE SURE YOU INCLUDE YOUR EMAIL ADDRESS

Name		Birthday (Month/Day)
Address		
City/State/Zip Code		
Home Phone	Work Phone	Cell Phone
Email:		
Occupation	Retired ? From?	
Member of Mini-Group	Interested in joining a mini-group?	

Renewal Membership **New Member**

Annual Membership Dues to May 31, 2019 [dues are not tax deductible] \$ 50.00

Fully Tax-Deductible Charitable Donation

Total Amount Enclosed

Members of Westside Quilters (WQ) may participate in all Guild activities, have the right to vote, hold elective or appointed office, attend General Meetings without fee, and register for work-shops at membership rates. WQ members pledge to perform a few service hours each year.

For renewing members, please indicate your contributions this past fiscal year:

- Served on the Executive Board or a volunteer committee.
- Engaged in philanthropic quilting activities (WQ or other organizations).
- Assisted at general meetings or workshops or field trips.
- Contributed to the WQ newsletter or distributed promotional WQ material
- Other activities _____.

Members can pay with a check, cash, credit card or debit card:

- (1) If paying by check, make your check payable to "Westside Quilters."
- (2) If paying by credit card or debit card, please fill in the information below. Credit card number

Name as it appears on card _____ Expiration Date _____

American Express MasterCard Visa Debit Card

CVV _____ Billing Zip Code _____

- (3) Please sign and complete this application.
- (4) Mail application and check (if paying by check) to Westside Quilters, Post Office Box 641925, Los Angeles, CA 90064.

Signature


Date

Westside Quilters is a Federal 501(c)(3) tax-exempt public charity. The effective date of exemption is June 17, 2010, as specified in the determination letter dated May 26, 2011.

Programs: Follow Up

Wonderful workshop day spent with creative, inspirational artist and great teacher Sandra Bruce. It is amazing what one can do with 2 1/2 inch squares of fabric, an understanding of color value, and groups of friend sharing each other's stashes!

Material Matrix - Wake Up Cup



Calls for entry

For some great information from a veteran on how to get your work shown see this blog entry from Sue Bleiweiss <https://suebleiweiss.blog/2018/06/14/getting-your-work-out-there/>

Continuing our notifications for ways to display your quilts and textile pieces to a wider audience... Entering shows is not difficult, but to begin here are a few guidelines:

- Always make sure you read everything in the call including the calendar, requirements, rules, etc. Especially the rules! Will save headaches and disappointment later on.
- Keep a record on your entries so you won't be caught with a quilt needing to go two places at once. Having to remove a quilt from a show or exhibit because you misread the exhibition dates is a no-no. Ask me how I know...
- Having a great photo of your quilt - straight on, in focus, not on a bed or held up showing hands and feet, super important. There is lots of great info on quilt photography on line. Google!
- Don't be intimidated or depressed by a rejection! There are lots of different reasons why a quilt doesn't fit into a specific show. It is usually not because your quilt is bad!

The calls below are just a sample of the many opportunities out there. For more search "Fiber Art Calls for Entry" or "Quilt Calls for Entry"

Quilts = Art = Quilts (Auburn, NY)

http://www.schweinfurthartcenter.org/opportunities_gaqentry.cfm

Oct 1, 2018 – Jan 7, 2019 (ship+show) Entry deadline June 10, 2018

"Green"– Sebastopol Center for the Arts (Sebastopol, CA)

<https://www.creativesonoma.org/classified/call-for-artists-green-sebastopol-center-for-the-arts/> Aug 3 – Sept 9, 2018. Entry deadline July 13, 2018

"Green"– Webster Arts (St. Louis, MO)

https://www.callforentry.org/festivals_unique_info.php?ID=5411

Sept 13 – Oct 31, 2018 Entry deadline July 23 2018

What Knot? - Richmond Art Center, Richmond, CA September 11 – November 16, 2018

<http://richmondartcenter.org/whatknot/> Entry deadline, July 23, 2018

Pacific Northwest Quilt and Fiber Art Festival (Everett, WA) <https://www.qfamuseum.org/quilt-fiber-arts-festival-2018.html>

Sep 12 – Oct 22, 2018 (ship+show) Entry Deadline July 31, 2018

MQX Midwest Quilt Festival 2018 (Springfield, IL)

<http://www.mqxshow.com/MQX/Midwest/QuiltShow/CompetitionInfo/index.cfm> Sep 19 – 22, 2018

Entry Deadline Aug 1, 2018

Pacific International Quilt Festival - Santa Clara, CA

Pacific international Quilt Competition

Pacific international Modern Quilt Competition

Pacific international Wearable Art Competition

<https://www.quiltfest.com/upcoming-shows-and-events/pacific-international-quilt-festival/>

Entry Deadline August 28, 2018

Fiberart International, 2019, Pittsburgh, PA

https://www.callforentry.org/festivals_unique_info.php?ID=4691 The exhibition runs May 10 to August 23, 2019 . Call is open now through August 31, 2018

Art Quilts XXIII: Locating Ecologies Chandler Center for the Arts, Chandler, AZ November 16, 2018– January 11, 2019 Entry Deadline: Friday, August 31, 2018, 5 PM MST

Submit your most significant work to this annual exhibition of contemporary art quilts, showcasing one of the finest collections of textile art on display in the Southwest. The exhibition is produced by the Chandler Center for the Arts and is presented by the Chandler Cultural Foundation and the Chandler Arts Commission.

Power of Women - international Quilt Festival Houston <http://www.callforentriespower.com>

Join us as we celebrate the power of women. Entrants are invited to create a quilt or sheer art cloth that expresses their love and appreciation of an influential mother, sister, aunt, friend, or any greatly admired woman. This unique installation will feature three separate display sections, each telling a part of the story.

Entry Deadline September 3, 2018

Forced to Flee (SAQA Global - All members Ruth Funk Center for Textile Arts at Florida Institute of Technology May 25 – August 24, 2019, Melbourne, Florida

<http://www.saqa.com/calendar-detail.php?ID=5694> Entry Deadline October 31, 2018

New Quilts From An Old Favorite, 2019 - "Oak Leaf and Reel" The National Quilt Museum, Lincoln, NE

<https://quiltmuseum.org/education/contests/new-quilts-old-favorites/>

Entry deadline November 2, 2018

Fiber Arts Fiesta, Albuquerque, NM http://www.fiberartsfiesta.org/f_entry.html

Entry Deadline March 1, 2019

Questions? sally@sallywrightquilts.com

Sally Wright

Website Manager

Westside Quilters

Programs@WestsideQuiltersLosAngeles.org

www.westsidequilterslosangeles.org



Shoppers Corner:

Vintage Sewing Machines

Here's a unique opportunity for anyone who collects vintage sewing machines. Mindy Schiffman is selling her collection of vintage sewing machines, see text post at right. Contact Mindy directly if you are interested.

Mindy Schiffman
6266768335
mzschiffman@gmail.com

I'm selling my collection of small, vintage sewing machines. The values range from \$75-\$300 each. The whole collection of 15 for \$2500. Would you please post and pass around the photo to all your quilt friends and guilds? Thanks so much. Unless, you're interested? 🙄

Here is the pic. Shelf negotiable.



Quilting Machine for Sale

Teri Schlegel is selling her Pfaff Quilt Expression 4.2 I, contact Teri if you are interested. It has only been used about a dozen times so it is used-but new. Asking \$1,200 OBO (Resale on this used model at sewing store is \$1,899)

Teri Schlegel
tlvschlegel@gmail.com





A NEIGHBORLY GUILD CALENDAR

July 2018	
July Santa Monica Quilt Guild www.santamonicaquiltguild.org	<u>Meeting Cancelled</u>
July 8 & 9 San Fernando Valley Quilt Association www.sfvqa.net	<u>Lauretta Crites</u> Program: CREATE! 7 Keys to Unlocking Your Creative Powers Workshop: Cutting Mat Tote Bag
July 11 Simi Valley Quilt Guild www.simivalleyquiltguild.org	Strip Poker (Quilters' Style)
July 9 LA Modern Quilt Guild www.lamqg.blogspot.com	Meeting - 2 nd Monday of the month
July 11 & 14 Glendale Quilt Guild www.glendalequiltingguild.org	<u>Sandy Corbin</u> Program: Making Scrappy Quilts Fresh Workshop: Floating Triangles
July Westside Quilters www.WestsideQuiltersLosAngeles.org	Quiet
July 15 African American Quilters of Los Angeles www.easysit.com/aaqla	<u>Meeting</u>
August 2018	
August 1 Santa Monica Quilt Guild www.santamonicaquiltguild.org	<u>Linda Sullivan</u> Lecture and mod dog workshop
August 8 Simi Valley Quilt Guild www.simivalleyquiltguild.org	<u>Nancy Ota</u> <i>Japanese Textiles</i>
August 8 & 11 Glendale Quilt Guild www.glendalequiltingguild.org	<u>Leah Zieber</u> Program: Antique Children's Quilt Trunk Show Workshop: Tiny Treasures Done Right
August 13 LA Modern Quilt Guild www.lamqg.blogspot.com	<u>Meeting</u> - 2 nd Monday of the month
August 14 & 15 Orange County Quilters Guild www.orangecountyquiltersguild.com	<u>Shirley McGuire</u> Program: 12 Gift and Boutique Items to Make with Felted Wool & Roving Workshop: Wool Roving Gifts & Boutique Items
August 16-17 & 18 Westside Quilters www.WestsideQuiltersLosAngeles.org	<u>Velda Newman</u> Program: "A Painter's Approach to Quilt Design" Workshop: "Texture and Form"
August 19 African American Quilters of Los Angeles www.easysit.com/aaqla	<u>Meeting</u> - third Sunday of the month
August 21 & 29 San Fernando Valley Quilt Association www.sfvqa.net	Veterans Quilt Project Quilters For Others
August 21 & 22 South Bay Quilters Guild www.southbayquiltersguild.org	<u>Elizabeth Eastmond</u> Program: Quilt Abecedary Workshop: Crossroads, A 2-for-1 Class

OUT AND ABOUT

- ✂ **Orange County Center for Contemporary Art** “*It’s Time*” Santa Ana July 7 – August 11.
- ✂ **Visions Art Museum- Contemporary Quilts & Textiles,** “*Things that Matter*”
April 21 – July 8, 2018 San Diego
- ✂ **Guns: Loaded Conversation** (SAQA Global Exhibition) – **San Jose Museum of Quilts & Textiles** San Jose, CA April 22, 2018 – July 15, 2018
- ✂ **Pine Needles Quilt Guild** – Annual Wall & Art Quilt Auction July 7
- ✂ **2018 Southern California Quilter’s Run** – 20th Anniversary “California Here We Come”
July 12 – 15 & 19 – 22 <https://quiltersrun.com>
- ✂ The **Huntington Library and Galleries** is showing eight 19th Century Quilts.
For more information go to www.huntington.org.

See the Speaker Calendar of the Southern California Council of Quilt Guilds for additional events. Go to www.sccqg.org scroll down to the bottom of the homepage and click on the box “Speakers” and see other SCCQG guilds and speakers into 2018.



Editor’s Note:

I have to share what a treat it was to take Sandra Bruce’s “Material Matrix” class. I have admired her work, since first seeing her self-portrait at Road2CA a few years ago. To me her self-portrait is one of those rare WOW moments! I also loved Sandra’s “Lemon Tree in Tuscany” quilt that was exhibited at the SAQA “Art Quilts” exhibition at the Santa Monica Heritage Museum earlier this year. Her sense of color and value really created an engaging experience. At the wrap up of the workshop, everyone who took Sandra’s class was treated to a trunk show of many of her amazing quilts. Her work is so creative!! Loved Sandra Bruce’s class and I hope to have my “Material Matrix – Wake Up Cup” quilt finished to share at the August Quarterly Meeting on Saturday, August 18th.

Happy Stitching,
Debbie Nussbaum



President: Kim Ryan opened Westside Quilters (WQ) Spring quarterly meeting on May 12, 2018 by welcoming guests and new members.

The minutes of the March 3, 2018 WQ Executive Board meeting, as printed in the May Newsletter, were approved by the membership.

WQ's Budget for the 2018-2019 fiscal year, was presented to the membership in WQ's May Newsletter. Barbara Marom-Pollard moved to accept the 2018-2019 Budget, Jennie Kraft seconded the motion and the membership approved the Budget by voice vote.

Membership: Luann was unable to be at the meeting, but Kim pointed out that forms were available on the front table for everyone renewing their membership for 2018-2019.

Philanthropy and Demonstration: Perla demonstrated how to make receiving blankets from single yards of fleece or other firm fabric by piercing the fabric near the edges with a special rotary tool (Skip Stitch #2) available through ProjectLinus.org, and then using a crochet stitch or overhand stitch to bind the edge. She also had hat patterns available for adults or children at the charities we are supporting, A Child's Dream and Upward Bound. Perla also encouraged members to continue constructing the large paper pieced squares which will then be sewn into donation quilts at our November Giving workshop.

New Members of Executive Board: Kim thanked the membership and the Board for the opportunity to be WQ's President for the past two years, and she thanked the Programs committee which has also completed its term. After introducing the present Board, Kim introduced the new Program Committee: Brenda Gottfried and Pat Karasick, and the new President: Roberta Walley.

Programs: Sally, Roberta and Kathryn gave a Power Point presentation introducing the Programs and Workshops in place through May 2019. Sandra Bruce's June workshop "Material Matrix", and Velda Newman's two-day workshop in August were opened for members to sign up.

Before Show and Tell, Maureen Gardner, the President of Santa Monica Quilt Guild, invited WQ members to a reception being held in June 2nd to honor Kathryn Small, a centenarian quilter who still does the New York Times crossword Puzzle (in ink!), and sews daily.

Show and Tell: Show and Tell opened with the "Stamp, Paint and Stitch" workshop students including Marianne Simpson, Karynn Dittmar, Roberta Walley, Sherry Kleinman, and Sally Wright showing off their projects. They were followed by: Ordered Chaos by Virginia Marshall, Sunrise by Daisy Marks, Brown Bears by Toni Glick, Island Princess and Lots of Hearts by Nancy Sharpe, Woodland Geese, Aquarium, and Wonky Neighborhood by Marianne Simpson, Bird and John Lennon by Karynn Dittmar, Yellow Roses for Mum by Vicki Bohnhoff, Quilt, Quilt, Quilt, a whole cloth quilt by Matt Randall, Counterpoint and Fruit Still Life by Sally Wright, and Lane Lines, Confetti and sunset by Kim Ryan.

Featured Speaker: Our featured speaker, Australian Lisa Walton, renowned quilter and newly elected president of SAQA, spoke to us as a "Textile Traveler." We learned that she spent 10 years working on traditional quilts before she branched into fabric dyeing. Actually, her husband handles the formulas while Lisa is more experimental. She uses stamps, Shibori dyeing and has even ventured into beading. Whether it is teaching or trying out new foods, Lisa is ready. Lisa may live in Australia, but she is an inveterate traveler. Check out her website at www.lisawaltonartist.com.

The meeting adjourned at 12:00 noon.

Respectfully submitted,

Sally Madigan
Recording Secretary

Next Executive Board Meeting

The next meeting of the Executive Board will be held, July 7, 2018

All members of Westside Quilters are welcome to attend with prior notice to Pres@WestsideQuiltersLosAngeles.org.

Our Mission

A new kind of guild organized for educational and charitable purposes; to promote cooperation and the exchange of ideas among quilters; to instruct members in methods and techniques of traditional and contemporary creative quilting; to serve mini-groups and their philanthropic endeavors within the community; to inspire personal achievement.

Officers 2018-2019

President	Roberta Walley
Vice President	Sonja Daniel
Secretary	Sally Madigan
Treasurer	Karynn Dittmar
Program	Brenda Gottfried and Pat Karasick
Membership	Luann Jaffe
Newsletter	Debbie Nussbaum
Philanthropy	Perla Rothenberg, Virginia Marshall, and Lisa Drew
Website Manager	Sally Wright

Appointed Positions

Hospitality	Kim Ryan
Meeting Set-Up/Take-Down	Marianne Simpson Lisa Drew and Sonja Daniel
Photographer	Tanya Heldman
President Emeritus	Kim Ryan

Mailing Address **Post Office Box 641925
Los Angeles, CA 90064**

Website

www.WestsideQuiltersLosAngeles.org

Facebook We're on Facebook. Check out the banner on the WQ website home page (lower center).

Amazon There is a boxed message in the lower center of our website home page giving a direct link to Amazon. By using this link, anything you purchase earns a 4% "dividend" paid directly to WQ. *This only works if you enter the Amazon website from the WQ website link.*

iGive.com This is another way to benefit WQ when shopping on the Internet. Here you need to register (the iGive.com logo appears in the lower center on the WQ website home page and links you directly to iGive.com). More than 800 Internet retailers participate (Barnes & Noble, Bed Bath & Beyond, Enterprise Rent-A-Car, Lancome -- to name a few). Follow the instructions at iGive.com.

Non-Profit Status Westside Quilters is tax-exempt from Federal income tax under section 501(c)(3) of the Internal Revenue Code, and classified as a public charity under section 170 of the Code, according to the determination letter dated May 26, 2011 received from the Internal Revenue Service. The effective date of exemption is June 17, 2010. Donations to Westside Quilters are fully tax-deductible for individuals and other entities such as corporations, partnerships, trusts; Westside Quilters is qualified to accept tax deductible bequests and gifts or transfers of gifts.

F.E.I.N. 27-3145733
(Federal Employer Identification Number)



Happy 4th of July!